

Timelessness of traditional brick, durability of concrete.

# holland stone



4" x 8" x 2 3/8"

Also available in 3 1/8" thick as a special order.

## Features and Applications:

Nicolock Holland Stone pavers combine the timelessness of traditional brick with the durability of concrete. Twenty stocked colors coordinate with virtually any outdoor décor.

Holland Stone is available with and without side spacers. Use Holland Stone without side spacers when a minimal joint is desired, such as a facing for concrete stoops. It can also be used when the sides or ends of the pavers will be exposed. Holland Stone pavers without spacers or Toscana Antiqued, do not include our exclusive Paver-Shield™ finish.

Nicolock's 4x8 Holland Stone pavers are available with or without spacer bars and can be antiqued to provide a naturally aged stone appearance. Holland Stones are suitable for all types of pedestrian walkway, patio, and plaza applications. For vehicular applications a 80mm (3 1/8") thick paver is recommended. Holland Stone units are also used extensively for edging, borders, overlays, and feature strip applications.



FORTIFIED WITH:  
**paver-shield™**  
guaranteed protection  
MORE COLOR•MORE STRENGTH•MORE LIFE

paving stones & retaining walls  
**NICOLOCK**  
We're paving a whole new way.

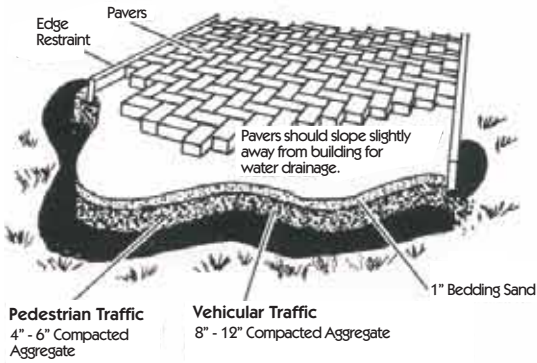
For more information call 631.669.0700 or visit [www.nicolock.com](http://www.nicolock.com)

## INSTALLATION GUIDELINES

### SAND INSTALLATION

After excavation, compact the subgrade and install a woven separation fabric. Spread and compact a base of clean, graded, dense aggregate (road base). Typical compacted base thickness is 4-6" for pedestrian applications. Pavers are set on a loosely screeded 1" bed of graded, clean concrete sand. Maintain a joint size of 1/16" - 3/16". When pavers are set, compact paving stones into sand with mechanical plate vibrator. Joint sand may be spread over paving stones during compaction. Installed pavers should be set 1/8" to 1/4" above final elevations to compensate for any potential settlement. Spread clean dry sand over surface and broom sweep to fill joints.

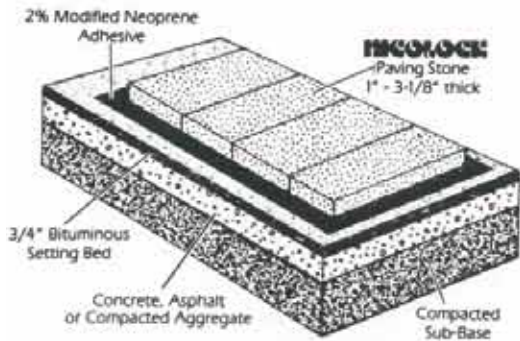
### CROSS SECTION OF TYPICAL INSTALLATION



With a properly prepared sub-grade and base, a sand set installation is suitable for all types of pedestrian and vehicle traffic installations.

### BITUMINOUS INSTALLATION


In application where adhesion of the paver unit is desired, paving stones may be installed on a bituminous setting bed over a compacted gravel, asphalt or concrete base. As with the sand set method, the sub-grade must be stabilized to prevent settling. Setting bed should be a 3/4" - 1" thick bituminous material rolled to true level grade so that when pavers are set, the top surface will be at required finished grade. Apply a coating of neoprene modified adhesive by squeegee or trowel. Set pavers, fill joints with clean, dry sand.




**NOTE:** Warranties expressed or implied by Nicolock do not apply to the possible occurrence of efflorescence which does not affect the structural integrity of the paving stone. Efflorescence is a normal occurrence in concrete products and will dissipate with normal weathering. The use of concrete as a base or setting bed may increase the possibility of efflorescence.

### SUGGESTED INSTALLATION PATTERNS


#### 45° HERRINGBONE




#### 90° HERRINGBONE




#### BASKET WEAVE



#### STACKED BOND



#### RUNNING BOND



### COLOR SELECTIONS



\* denotes premium color

## specifications

width	length	height	pieces per s.f.	s.f. per pallet	pieces per	pallet weight
4"	8"	2 3/8"	4.5	120	540	3320



**Paver-Shield™** is an advanced manufacturing technology that concentrates the highest grade of cement, a selection of the finest sands, and the most vibrant pigment available on the surface to create a durable, color-rich paver. Paver-Shield completely eliminates the exposure of large and unsightly stones from wear or the use of harsh de-icing salts. Pavers made with Paver-Shield have color from top to bottom, not a thin veneer. Nicolock is the only manufacturer that offers surface protection and color throughout using Paver-Shield technology. **Paver-Shield ensures a lifetime of rich color!**

paving stones & retaining walls  
**NICOLOCK**  
 We're paving a whole new way.

For more information call 631.669.0700 or visit [www.nicolock.com](http://www.nicolock.com)